

LINEA

Pasdedeux

Paletto

Bollard

Nella versione bollard esprime il meglio di sé, diventando un elegante sistema di luci che valorizza tutte le aree esterne sia private che pubbliche.

In the bollard version it expresses its best, becoming an elegant lighting system that enhances all the external areas, both private and public.

PDD122/A1000/DB/P5



PDD50/A600/DB/P2



PDD122/A500/DB/P6



PDD122/A500/DB/P4

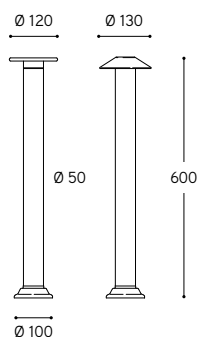


PDD50/A300/DB/P1

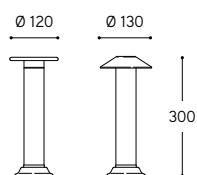


PDD50/A300/DB/P3

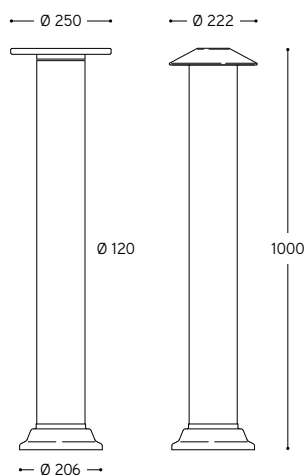
PDD50/A600/DB/...



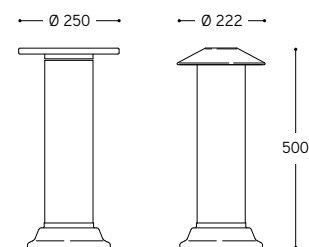
PDD50/A300/DB/...



PDD122/A1000/DB/...



PDD122/A500/DB/...



ARTICOLO ITEM	DESCRIZIONE DESCRIPTION	ALIMENTAZIONE E MODULO LED DIMMERABILE POWER AND LED DIMMABLE MODULE	COLORE LED LED COLOUR	POTENZA POWER	PESO GR. WEIGHT GR.	VOL. IN M ³ VOL. IN M ³	FASCIA PREZZO PRICE RANGE
PDD50/A600/DB/...	Bollard in ottone altezza 600 mm., finitura dark bronze; da specificare il codice del frangiluce 600 mm. height brass bollard, dark bronze finish, to specify the light diffuser code	lumen: 367 CRI: > 90 durata: 50.000H	3000°K Bianco caldo Warm white	5W	3.800	0,12	B96
PDD50/A300/DB/...	Bollard in ottone altezza 300 mm., finitura dark bronze; da specificare il codice del frangiluce 300 mm. height brass bollard, dark bronze finish, to specify the light diffuser code	lumen: 367 CRI: > 90 durata: 50.000H	3000°K Bianco caldo Warm white	5W	2.900	0,05	B91
PDD122/A1000/DB/...	bollard in ottone altezza 1000 mm., finitura dark bronze; da specificare il codice del frangiluce 1000 mm height brass bollard, dark bronze finish, to specify the light diffuser code	lumen: 1220 CRI: > 90 durata: 50.000H	3000°K Bianco caldo Warm white	15W	16.000	0,27	B130
PDD122/A500/DB/...	Bollard in ottone altezza 500 mm., finitura dark bronze; da specificare il codice del frangiluce 500 mm. height brass bollard, dark bronze finish, to specify the light diffuser code	lumen: 1220 CRI: > 90 durata: 50.000H	3000°K Bianco caldo Warm white	15W	11.000	0,19	B112

CE 24Vdc IP65

Codici frangiluce / Light diffusers

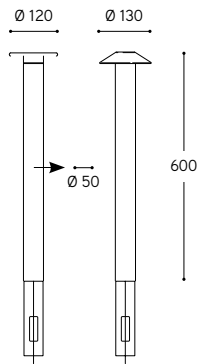
per PADD50

- P1 = Frangiluce piatto e chiuso / Flat and close light diffuser
- P2 = Frangiluce convesso e chiuso / Convex and close light diffuser
- P3 = Frangiluce convesso con aperture / Convex light diffuser with openings

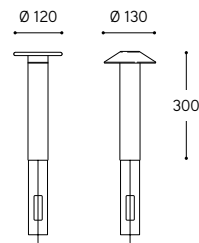
per PADD122

- P4 = Frangiluce piatto e chiuso / Flat and close light diffuser
- P5 = Frangiluce convesso e chiuso / Convex and close light diffuser
- P6 = Frangiluce convesso con aperture / Convex light diffuser with openings

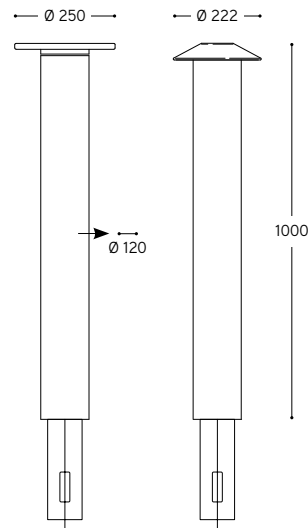
PDD50/B600/DB/...



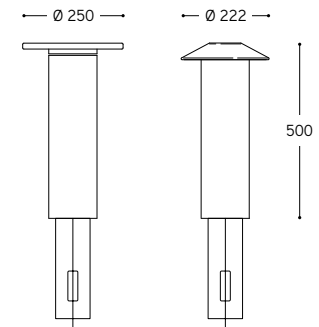
PDD50/B300/DB/...



PDD122/B1000/DB/...



PDD122/B500/DB/...



ARTICOLO ITEM	DESCRIZIONE DESCRIPTION	ALIMENTAZIONE E MODULO LED DIMMERABILE POWER AND LED DIMMABLE MODULE	COLORE LED LED COLOUR	POTENZA POWER	PESO GR. WEIGHT GR.	VOL. IN M ³ VOL. IN M ³	FASCIA PREZZO PRICE RANGE
PDD50/B600/DB/...	Bollard in ottone altezza 600 mm., finitura dark bronze; da specificare il codice del frangiluce 600 mm. height brass bollardr, dark bronze finish, to specify the light diffuser code	lumen: 367 CRI: > 90 durata: 50.000H	3000°K Bianco caldo Warm white	5W	3.950	0,12	B96
PDD50/B300/DB/...	Bollard in ottone altezza 300 mm., finitura dark bronze; da specificare il codice del frangiluce 300 mm. height brass bollard, dark bronze finish, to specify the light diffuser code	lumen: 367 CRI: > 90 durata: 50.000H	3000°K Bianco caldo Warm white	5W	3050	0,05	B91
PDD122/B1000/DB/...	Bollard in ottone altezza 1000 mm., finitura dark bronze; da specificare il codice del frangiluce 1000 mm. height brass bollard, dark bronze finish, to specify the light diffuser code	lumen: 1220 CRI: > 90 durata: 50.000H	3000°K Bianco caldo Warm white	15W	16.500	0,27	B130
PDD122/B500/DB/...	Bollard in ottone altezza 500 mm., finitura dark bronze; da specificare il codice del frangiluce 500 mm. height brass bollard, dark bronze finish, to specify the light diffuser code	lumen: 1220 CRI: > 90 durata: 50.000H	3000°K Bianco caldo Warm white	15W	11.300	0,19	B112

CE 24Vdc IP65